



# Woodford County Health Department

Prevent. Promote. Protect.

## Woodford County Board of Health

### Agenda

February 9, 2023

5:30 p.m.

Via Zoom

- |       |  |                    |
|-------|--|--------------------|
| I.    | Call to Order                                | Chairman Kay       |
| II.   | Minutes- November 10, 2022, BOH Meeting      | Chairman Kay       |
| III.  | Reports                                      |                    |
|       | A. Community                                 | Anne Hagan         |
|       | B. HANDS                                     | Jennifer Wells, RN |
|       | C. Environmental                             | Barrett Schoeck    |
|       | D. Medical                                   | Kelly Simpson      |
|       | E. Planet Youth                              | Robin Miller       |
| IV.   | Financial Reports                            | Cassie Prather     |
|       | A. Revenue/Expense                           |                    |
|       | B. Taxing District                           |                    |
|       | C. Trending Financial Analysis               |                    |
| V.    | Excess Funds – FY2022                        | Cassie Prather     |
| VI.   | Taxing District- check signing authorization | Cassie Prather     |
| VII.  | Breastfeeding Policy                         | Kelly Simpson      |
| VIII. | Director’s Report                            | Cassie Prather     |
| IX.   | Adjournment                                  | Chairman Kay       |
| X.    | New Business – Executive Session             | Chairman Kay       |

**Next Meeting: Thursday, June 8, 2023, at 5:30 p.m.**



# Woodford County Health Department

Prevent. Promote. Protect.

## Woodford County Board of Health Minutes November 10, 2022 5:30 p.m.

### Members Present

James Kay, Chairman  
Kelly Carl  
Janet Cline, R PH  
Art Craig  
Gerald Elliott, MD  
Mary Ann Gill  
Bill Hill  
Rob Hutchinson, MD  
Michelle Welling, MD

### Members Absent

Traver Dabney, MD  
Rebecca Harris, OD  
Corey Stith, DMD

### Others Present

Alan George  
Cassie Prather  
Christine Mattingly  
Barrett Schoeck  
Kelly Simpson  
Anne Hagan

The quarterly meeting of the Woodford County Board of Health was called to order by Chairman James Kay. It was noted a quorum was present.

### Minutes

Chairman Kay asked the members if there were any changes or corrections to the August 11, 2022, meeting minutes. There were no changes or corrections to the minutes. With no objections a motion to approve the minutes was approved by Art Craig and seconded by Janet Cline.

### Program Services Reports

The Program Services Reports were presented to the board members. Ms. Prather asked the board members if they had any questions about the program reports. Bill Hill asked how food trucks are permitted in the county. Cassie Prather and Barrett Schoeck, Environmental Director explained the permitting process to the members. With no objections from the members, the Chairman approved the Program Services Reports as submitted.

### Financial Reports

#### Revenue/Expense

#### Taxing District

Ms. Prather discussed the financial reports with the members. Ms. Prather noted the health department obtained several grants for Fiscal Year 2023. A motion to accept the reports was made by Art Craig and seconded by Dr Hutchinson. Motion carried.

### Director's Report

Ms. Prather presented the Director's Report to the members. She stated as disease investigation requirements are decreasing, a portion of our team will be moving to regional positions. Ms. Prather let the members know the flooring project at the health department is complete and encouraged the members to come to the health department to see the new flooring. Ms. Prather indicated a mobile clinic has been leased and as of September 2022, the health department has been using the mobile clinic twice a week providing vaccines and preventive health services to the community. A motion to accept the report was made by Janet Cline and seconded by Dr. Hutchinson. Motion carried.

### New Business

#### FY22 WCHD Audit

Ms. Prather indicated the FY22 Woodford County Health Department Audit had been completed by RFH and there were no findings. Ms. Prather thanked the staff for their hard work preparing for the audit. A motion to accept the report was made by Mary Ann Gill and was seconded by Bill Hill. Motion carried.

Woodford County Board of Health minutes

Page 2

New Business


**FY22 WCPHTD Audit**


Ms. Prather stated the FY22 WCPHTD- Woodford County Public Health Taxing District Audit had been completed by RFH and there were no findings. Ms. Prather noted Woodford County has one of the lowest Public Health tax rates in the state. A motion to approve the report was made by Janet Cline and seconded by Art Craig. Motion carried.

**2023 Proposed BOH Meeting Dates**

Ms. Prather presented the proposed 2023 Board of Health meeting dates to the members. The BOH meeting dates proposed were February 9, 2023, June 8, 2023, August 10, 2023 and November 9, 2023. A motion to approve the 2023 BOH meeting dates was made by Mary Ann Gill and seconded by Janet Cline. Motion carried.

Meeting adjourned.

  
James Kay, Chairman

  
Cassie H. Prather, Secretary

# WOODFORD COUTNY HEALTH DEPARTMENT

Community Health Programs Report | Oct 2022–Dec 2022

## PROGRAMS/EVENTS

### **Vaping/Tobacco Education Series with Mentors & Meals**

Partnered with the Bluegrass Hospital to provide a series of education classes to the students of Mentors & Meals on the dangers of vaping and tobacco.

### **#ICANENDthetrend**

Utilizing the KY Tobacco & Cessation Program grant funds, we partnered with the WCHS and University of Kentucky Student group, #ICANENDthetrend, to provide targeted education series to the freshmen class on vaping and social pressures around smoking. There has been two different rounds which reached the fall semester class and new spring semester class.

### **Operation Holiday Cards for the Troops | November 2022**

Partnered again with Military Missions to collect holiday cards for the troops. Over 350 handmade holiday cards were donated by the Woodford County Public Schools, local businesses, and community members.

### **Midway University Health & Wellness Expo**

WCHD participated in Midway University's annual Health & Wellness Expo. We provided free biometric screenings, blood pressure checks, and fun giveaways for the students and staff. In total, we screened 30 students/staff.

### **First Aid 101 Education Class**

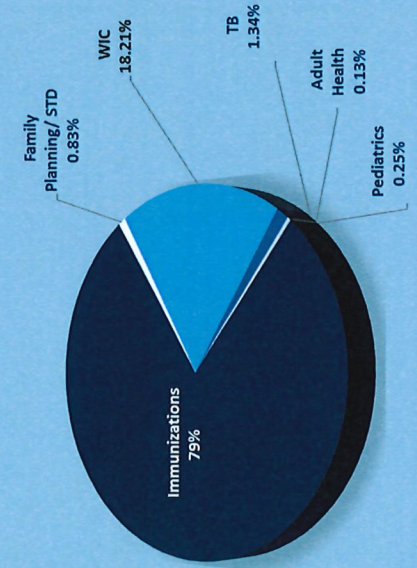
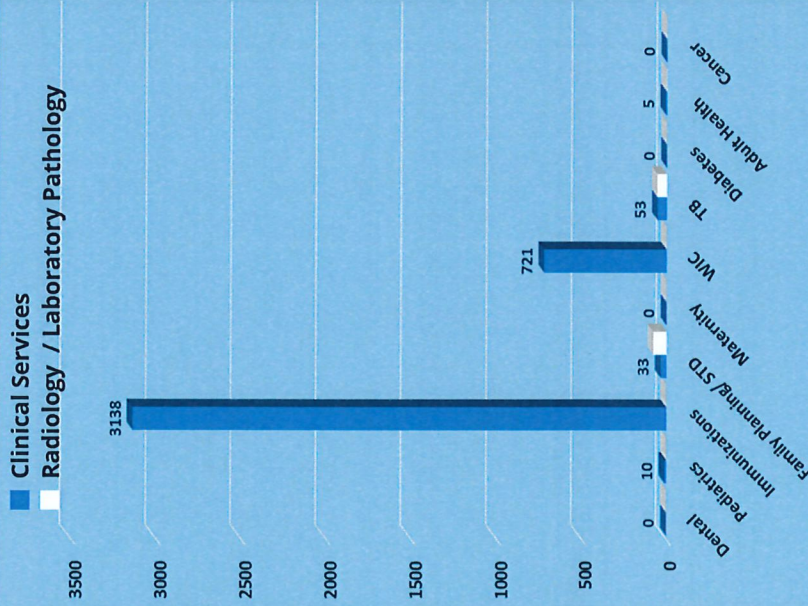
WCHD provided a class instruction on first aid 101 to a homeschool group at the Woodford County Library.

## ANNOUNCEMENTS


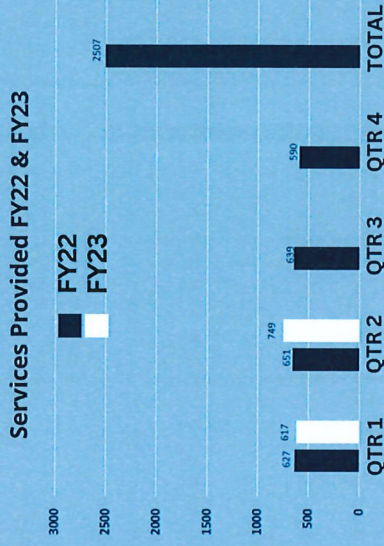
- Community Health Assessment | Launch to the community February 13<sup>th</sup>
- MRC Unit Regionalization | July 1<sup>st</sup>



### Medical Services

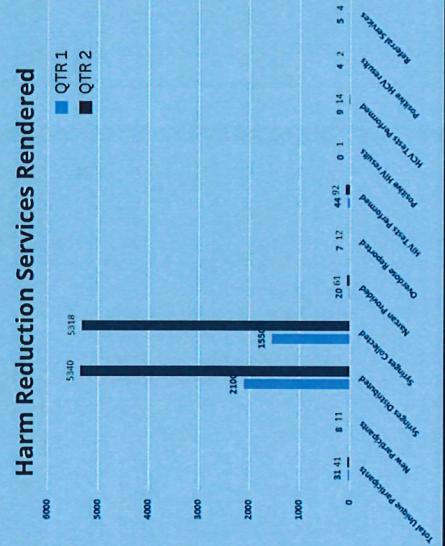


### HANDS

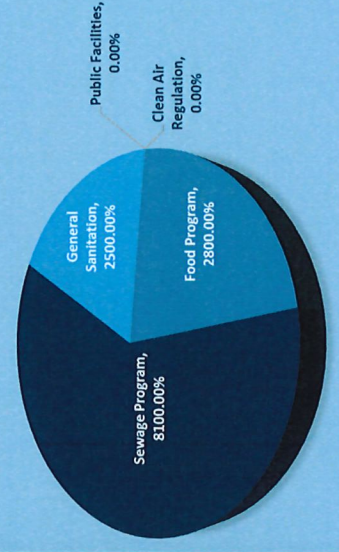
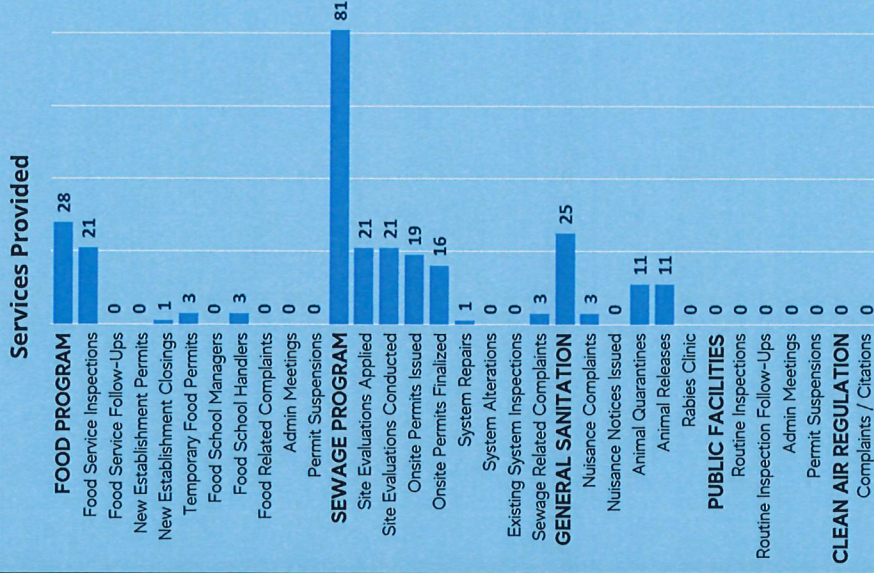


### Number of Services Provided to HANDS families

### HARM REDUCTION



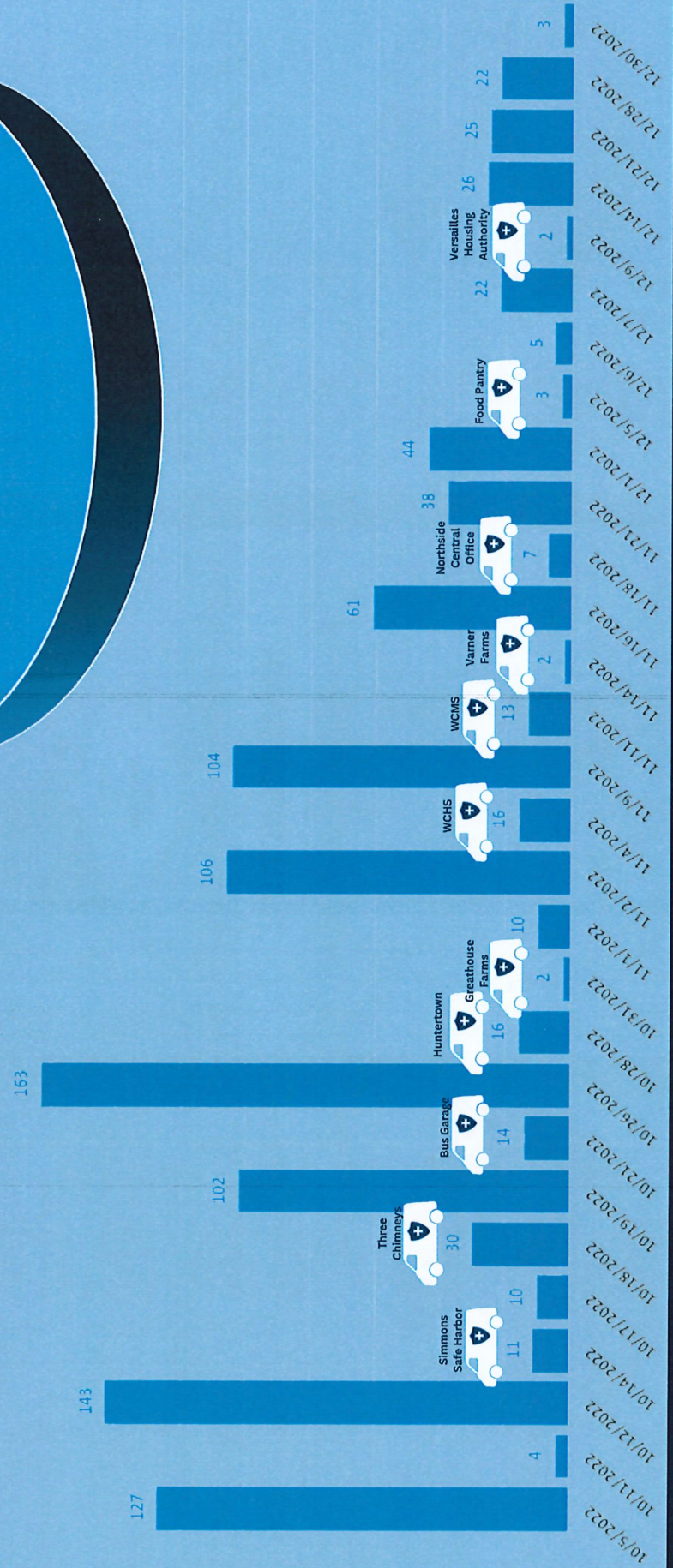
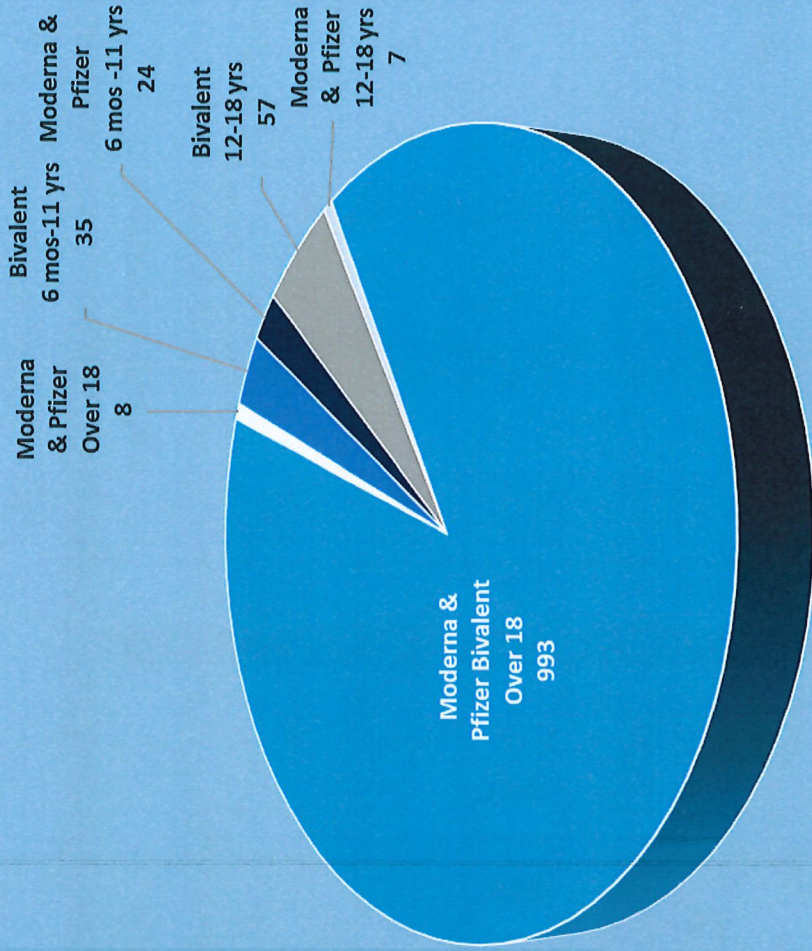
### Environmental Services



# COVID-19 Vaccines Administered by WCHD

## Quarter 2 FY 2023

### TOTAL 1131



Woodford County Health Department  
 Summary Statement of Revenue and Expense  
 As of Period Ending December 31, 2022

	Current Month			Year to Date			
	Actual	%	Variance	Actual	%	Variance	
<b>Revenue:</b>							
State	3,614	2.22%	(34,366)	190,342	16.75%	(37,536)	-16.47%
Federal	99,920	61.42%	45,962	397,432	34.97%	73,680	22.76%
Local	0	0.00%	(50,000)	307,203	27.03%	7,203	2.40%
Service Fees	58,197	35.77%	23,846	238,765	21.01%	32,655	15.84%
Interest	957	0.59%	857	2,800	0.25%	2,200	
Carryover	0	0.00%	(3,333)	0	0.00%	(20,000)	-100.00%
<b>Total Revenue</b>	<b>162,688</b>	<b>100.00%</b>	<b>(17,035)</b>	<b>1,136,541</b>	<b>100.00%</b>	<b>58,202</b>	<b>5.40%</b>
<b>Expense:</b>							
Salary & Leave	151,665	93.22%	67,634	590,158	51.93%	85,968	17.05%
Fringe Benefits	61,738	37.95%	8,232	316,000	27.80%	(5,034)	-1.57%
Independent Contractors	0	0.00%	(158)	200	0.02%	(750)	-78.95%
Travel	62	0.04%	(197)	360	0.03%	(1,190)	-76.78%
Space Occupancy	4,076	2.51%	(975)	34,947	3.07%	30,305	15.32%
Office Administration	4,916	3.02%	1,273	40,137	3.53%	21,855	83.65%
Medical Supplies	284	0.17%	(3,066)	55,963	4.92%	20,100	178.42%
Automotive	4,414	2.71%	3,987	11,801	1.04%	2,563	360.51%
Other	21,317	13.10%	(2,149)	302,418	26.61%	140,792	114.80%
Capital Expenditures	0	0.00%	(5,833)	54,899	4.83%	19,899	56.85%
<b>Total Expense</b>	<b>248,471</b>	<b>152.73%</b>	<b>68,748</b>	<b>1,406,882</b>	<b>123.79%</b>	<b>328,542</b>	<b>30.47%</b>
<b>Excess/(Deficit) of Revenue over Expense:</b>	<b>(85,783)</b>	<b>-52.73%</b>	<b>(85,783)</b>	<b>(270,341)</b>	<b>-23.79%</b>	<b>0</b>	<b>-224302568.09%</b>
Less: Reserve used for Program Deficits	0			0			
<b>Actual Cash Surplus/(Deficit)</b>	<b>(85,783)</b>			<b>(270,341)</b>			

Woodford County Health Department  
Cash Balance and Financial Summary Comparison to Prior Year  
As of Period Ending December 31, 2022

	Current YTD Actual	Prior YTD Actual	Change	% Change
<b>Cash Balance:</b>				
Checking	1,396,123	1,214,527	181,595	15%
Petty Cash	250	250	-	0%
Certificates of Deposit	-	-	-	N/A
Total Cash	<u>1,396,373</u>	<u>1,214,777</u>	<u>181,595</u>	<u>15%</u>
<b>Revenue:</b>				
State	190,342	132,896	57,446	43%
Federal	397,432	566,568	(169,136)	-30%
Local	307,203	300,000	7,203	2%
Service Fees	238,765	194,568	44,196	23%
Interest	2,800	582	2,218	381%
Carryover	0	0	0	N/A
Total Revenue	<u>1,136,541</u>	<u>1,194,614</u>	<u>(58,073)</u>	<u>-5%</u>
<b>Expense:</b>				
Salary & Leave	590,158	439,900	150,258	34%
Fringe Benefits	316,000	271,214	44,786	17%
Independent Contractors	200	759	(559)	-74%
Travel	360	100	260	260%
Space Occupancy	34,947	31,311	3,636	12%
Office Administration	40,137	32,541	7,596	23%
Medical Supplies	55,963	22,801	33,162	145%
Automotive	11,801	1,138	10,663	937%
Other	302,418	516,543	(214,125)	-41%
Capital Expenditures	54,899	0	54,899	N/A
Total Expense	<u>1,406,882</u>	<u>1,316,307</u>	<u>90,575</u>	<u>7%</u>
Excess/(Deficit) of Revenue over Expense:	<u>(270,341)</u>	<u>(121,693)</u>	<u>(148,648)</u>	<u>122%</u>
Less: Program Carryover Used	-	-	0	N/A
Actual Cash Surplus/(Deficit):	<u>(270,341)</u>	<u>(121,693)</u>	<u>(148,648)</u>	<u>122%</u>

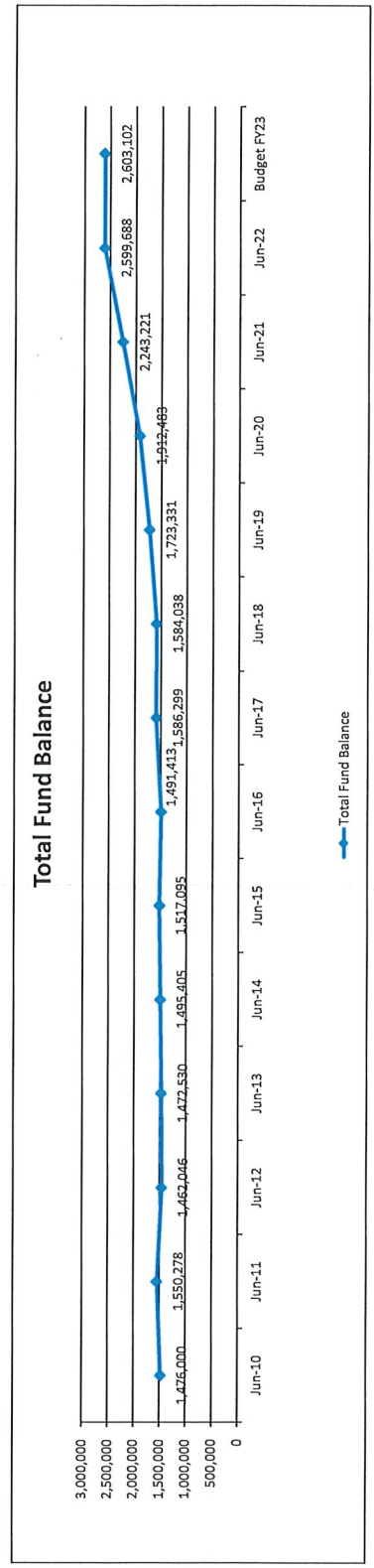


**Woodford County**  
**Public Health Taxing District Actual to Budget**  
**FYE 2023 - Year to Date as of 12/31/2022**

	<b>FYTD Actual</b>	<b>Budget FY23</b>	<b>Budget Variance</b>	<b>% of Budget</b>
<b>Opening Balance</b>	\$ 953,589	\$ 945,982	\$ 7,607	101%
<b>Receipts (All Sources):</b>				
Real Property Taxes	\$ 461,669	\$ 506,309	\$ (44,640)	91%
Personal Property Taxes	\$ 78,478	\$ 86,362	\$ (7,884)	91%
Motor Vehicle Taxes	\$ 29,456	\$ 47,111	\$ (17,655)	63%
Delinquent Tax Collections	\$ 3,236	\$ 2,500	\$ 736	129%
Other Taxes - Telecommunications	\$ 1,391	\$ 2,782	\$ (1,391)	50%
Other Receipts	\$ -	\$ -	\$ -	0%
Interest Income	\$ 1,878	\$ 900	\$ 978	209%
<i>Total Receipts</i>	\$ 576,108	\$ 645,964	\$ (69,856)	89%
<b>Total Funds Available</b>	\$ 1,529,697	\$ 1,591,946	\$ (62,249)	96%
<b>Expenditures:</b>				
Health Department Operations	\$ 300,000	\$ 600,000	\$ (300,000)	50%
Building Maintenance & Repair	\$ -	\$ -	\$ -	0%
Audit of Taxing District Funds	\$ 2,000	\$ 2,000	\$ -	100%
Newspaper Publication	\$ 11	\$ 50	\$ (39)	22%
Other Expenditures - SPGE Fee/Bank Charges	\$ 500	\$ 500	\$ -	100%
<i>Total Expenditures</i>	\$ 302,511	\$ 602,550	\$ (300,039)	50%
<b>Balance Remaining</b>	\$ 1,227,186	\$ 989,396	\$ 237,790	124%
<b>Change in Cash Position</b>	\$ 273,597	\$ 43,414	\$ 230,183	630%

**Woodford County Health Department  
Revenue/Expense/Fund Balance Summary Analysis**

Health Department	Jun-10	Jun-11	Jun-12	Jun-13	Jun-14	Jun-15	Jun-16	Jun-17	Jun-18	Jun-19	Jun-20	Jun-21	Jun-22	Budget FY23
Total Revenue	1,595,195	1,515,613	1,442,243	1,348,588	1,352,559	1,446,627	1,322,184	1,364,912	1,366,847	1,441,636	1,490,138	1,992,126	2,933,461	2,116,679
Total Expense	1,397,430	1,483,263	1,558,226	1,376,258	1,366,113	1,462,329	1,387,430	1,303,538	1,387,983	1,341,401	1,343,554	1,722,965	2,612,542	2,156,679
Surplus/(Deficit)	197,765	32,350	(115,983)	(27,670)	(13,554)	(15,702)	(75,246)	51,374	(21,136)	100,235	146,584	269,161	320,919	(40,000)
% of Revenue	12.40%	2.13%	-8.04%	-2.05%	-1.00%	-1.09%	-5.69%	3.79%	-1.55%	6.95%	9.84%	13.51%	10.94%	-1.89%
Fund Balance	\$ 994,767	\$ 1,027,117	\$ 911,134	\$ 883,464	\$ 869,910	\$ 854,208	\$ 778,962	\$ 830,336	\$ 809,200	\$ 909,435	\$ 1,056,019	\$ 1,325,180	\$ 1,646,099	\$ 1,606,099
<b>Taxing District</b>														
Total Revenue	472,375	463,358	466,256	475,358	474,453	483,159	499,317	510,928	524,401	556,606	577,134	605,624	638,235	645,964
Total Expense	425,227	421,430	438,505	437,205	438,024	445,767	449,753	467,416	505,526	517,548	534,566	544,047	602,687	602,650
Surplus/(Deficit)	47,148	41,928	27,751	38,153	36,429	37,392	49,565	43,512	18,875	39,058	42,568	61,577	35,548	43,414
% of Revenue	9.98%	9.05%	5.95%	8.03%	7.68%	7.74%	9.93%	8.52%	3.60%	7.02%	7.38%	10.17%	5.57%	6.72%
Fund Balance	481,233	523,161	550,912	589,066	625,495	662,887	712,451	755,963	774,838	813,896	856,464	918,041	953,589	997,003
Total Surplus/(Deficit)	244,913	74,278	(88,232)	10,483	22,875	21,690	(25,681)	94,886	(2,261)	139,293	189,152	330,738	356,467	3,414
Total Fund Balance	1,476,000	1,550,278	1,462,046	1,472,530	1,495,405	1,517,095	1,491,413	1,586,299	1,584,038	1,723,331	1,912,483	2,243,221	2,599,688	2,603,102



**WOODFORD COUNTY HEALTH DEPARTMENT  
ADMINISTRATIVE PROGRAM  
BREASTFEEDING FRIENDLY POLICY  
1/24/2023**

**The goals of these policies are:**

- To promote and create internal and external environments that support and promote breastfeeding.
- To increase breastfeeding initiation and duration among Kentuckians in order to meet or exceed the Healthy People 2020 goals of 81.8% of infants initiating breastfeeding and 60.6% of infants breastfeeding at six (6) months.**
- To increase exclusive breastfeeding duration among Kentuckians in order to meet or exceed the Healthy People 2020 goals of 46.2% of infants exclusively breastfeeding at three (3) months and 25.5% of infants exclusively breastfeeding at six (6) months.**

1. Breastfeeding will be promoted as the normal and optimal feeding method for infants through:

- Welcoming mothers to nurse their infants in any location where they are comfortable. If a mother requests a private location to breastfeed or express her milk, take the mother to a private area such as the breastfeeding room (if available) or an empty clinic room. KRS 211.755 states that a mother may breastfeed her baby or express breast milk in any location, public or private, where the mother is otherwise authorized to be.
- Freeing the clinic area, lobby, stair wells and elevators of posters, ink pens, pads of paper and other promotional items that bear the names or logos of companies that manufacture infant formula.
- Keeping all formula in a storage closet out of view of clients.
- Placing any formula being given by the clinic to formula feeding infants in bags before distribution.
- Excluding the distribution of educational materials that are produced by a company that manufactures infant formula from the clinic. The only exception is to providing information regarding a WIC contract brand formula.
- Complying with the 2010 Patient Protection and Affordable Care Act's amendment to Section 7 of the Fair Labor Standard Act, through allowing employees who are currently breastfeeding:
  - o To utilize their unpaid lunch and break time, as desired to express milk or nurse their infant on or off site; and
  - o To nurse their infant or express milk in their personal office, an empty clinic room or any other private, clean location that is not a bathroom and is free from intrusion that the employee and the administration agree upon.

2. **Breastfeeding will be promoted through staff training:**

- All staff members will be trained on this policy as part of employee orientation.
- All staff members will be trained on the importance of breastfeeding which include:
  - o Breast milk is the best food for the infant. It has everything an infant needs to grow and develop;
  - o Breastfeeding helps protect infants from illness. Breastfed infants have fewer ear infections and stomach problems such as diarrhea and vomiting;
  - o Breastfeeding may reduce the breastfeeding mother's risk of breast and uterine cancer;
  - o Breastfeeding burns calories. Weight loss after pregnancy may be easier for the mother if she is breastfeeding;
  - o Breastfeeding employees miss work less often than mothers who formula fed their infants; and
  - o Breastfeeding support also leads to lower turnover rates and high employee productivity and loyalty.
- Clinic staff who certify participants for the WIC Program will be trained to provide assessment, referrals and appropriate support of the mother's breastfeeding plans and educational needs throughout the prenatal and postpartum period.
- Designated health professional staff will be trained on assembly, cleaning, and issuance of breast pumps.

See guidelines for Providing Breast Pumps in the WIC and Nutrition Manual, Clinical Nutrition Section.

**WOODFORD COUNTY HEALTH DEPARTMENT  
BREASTFEEDING FRIENDLY POLICY**

(Continued)

**3. Health professionals will support breastfeeding mothers and infants by:**

- Supporting mothers in establishing and reaching their breastfeeding goals through:
    - Informing all mothers of the importance of holding their babies in Kangaroo Care (skin-to-skin contact) immediately following birth and to remain in Kangaroo Care for at least the first hour;
    - Advising mothers to ask for help with breastfeeding within the first hours after delivery;
    - Informing mothers that newborns do not need food or drink other than breast milk unless medically indicated; and
    - Referring mothers to other lactation services such as classes or support groups available in the community as appropriate.
  - Encouraging breastfeeding at all nutrition contacts beginning with prenatal enrollment.
  - Referring breastfeeding problems to an International Board Certified Lactation Consultant (IBCLC), Certified Lactation Counselor (CLC), Certified Lactation Specialist (CLS) or Breastfeeding Peer Counselor or allow adequate time for assessment, evaluation, and assistance to resolve breastfeeding problems during clinic visit.
  - Addressing breastfeeding concerns in a timely manner.
  - Utilizing Breastfeeding Peer Counselors to support WIC prenatal and breastfeeding women, if applicable. Refer to Breastfeeding Peer Counselor Scope of Duty in the Breastfeeding Peer Counselor Section of the WIC and Nutrition Manual.
- A. Promoting the WIC food package incentives for breastfeeding women enrolled in the WIC Program. This promotion should begin during prenatal visits.

Rev. 10/21

# Community Levels

January 26 -  
February 1, 2023

## CDC's COVID-19 Community Levels and Indicators for Woodford County

Case Rate	Indicators	Low	Medium	High
Less than 200 per 100,000 (Less than 54 cases per week in Woodford County)	New COVID-19 admissions per 100,000 population (7-day total)	less than 10 per 100,000 (less than 3 admissions)	10-20 per 100,000 (4 to 5 admissions)	20 or more per 100,000 (6+ admissions)
200 or more per 100,000 (54 or more cases per week in Woodford County)	Percent of staffed inpatient beds occupied by COVID-19 patients (7-day average)	less than 10%	between 10 and 15%	15% or more
	New COVID-19 admissions per 100,000 population (7-day total)	X	less than 10 per 100,000 (less than 3 admissions)	10 or more per 100,000 (4+ admissions)
	Percent of staffed inpatient beds occupied by COVID-19 patients (7-day average)	X	less than 10%	10% or more

## Community Level for Woodford County on 1/11/2023

Case rate	Indicators	Low	Medium	High
160.84 cases/100,000	14.7 new COVID-19 admissions per 100,000 (7-day total) reported by CDC		✓	
43 cases in past 7-days)	6% of staffed ICU beds occupied by COVID-19 patients (7-day average) reported by CDC			



**Woodford County**  
**Health Department**

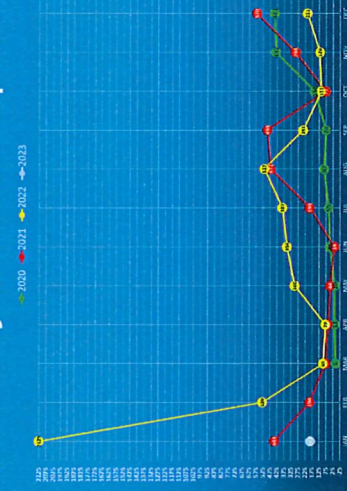
Prevent. Promote. Protect.

# The Numbers

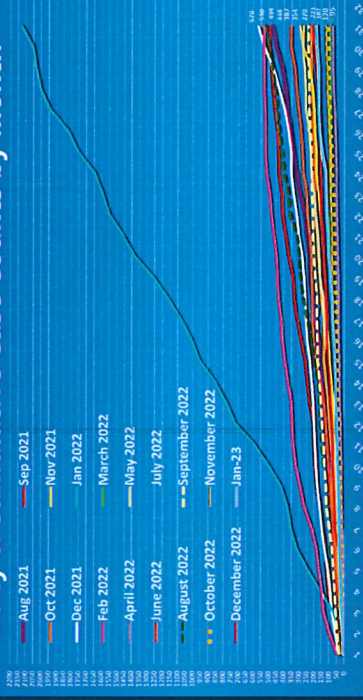
## January 26 - Feb 1, 2023

Positive home tests results are not reported to CDC and are not included in The Numbers.

COVID-19 by Month 2020 to present

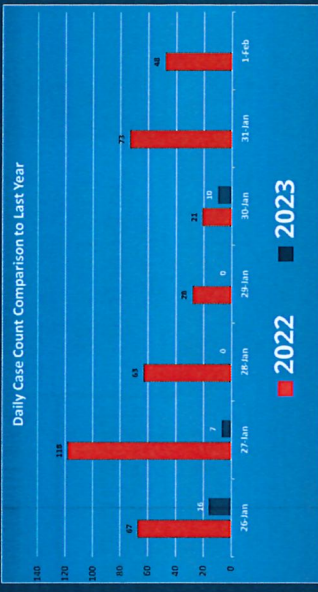
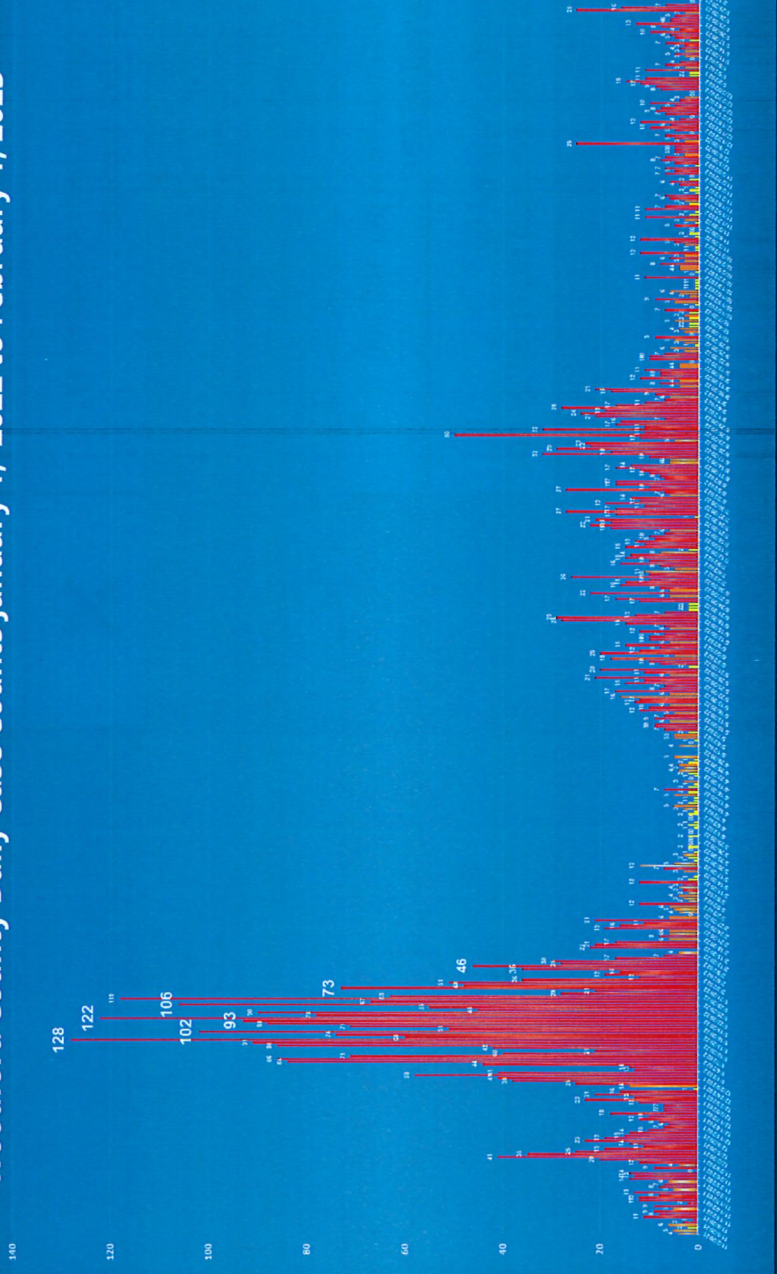


Daily & Cumulative Case Counts by Month

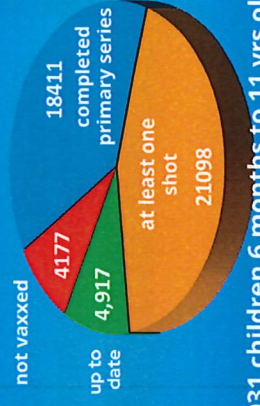


cases		January 11, 2023	Total cases last 7-Days	Average per day
Total cases		3	43	6.14
ages 19 to 25		0	8	1.14
ages 5 to 18		0	19	2.71
ages 0 to 4		0	2	.29
Case Rate per 100,000	Hospital Capacity per CDC reporting	14.7 new admissions per 100K	6 ICU bed utilization	Incidence Rate
160.84				22.98
COVID-19 hospital admissions		4 new admissions		
COVID-19 deaths		59 since March 2020		

Woodford County Daily Case Counts January 1, 2022 to February 1, 2023



19.5% of eligible Woodford County residents have received the Bivalent booster



1031 children 6 months to 11 yrs old have received at least one dose

# CDC Recommendations

	LOW	MEDIUM	HIGH
<b>VACCINATION</b>	Stay up to date with vaccinations	Stay up to date with vaccinations	Stay up to date with vaccinations
<b>MASK USE</b>	Mask based on individual preference, informed by individual risk  Targeted mask use in schools and other indoor settings following exposures  Stay home when sick	Consider universal mask use in indoor congregate settings  Targeted mask use in schools and other indoor settings following exposures  Stay home when sick	Wear well-fitted masks in all indoor public settings including K-12 schools   Stay home when sick
<b>ISOLATION &amp; QUARANTINE</b>	Follow isolation & quarantine guidance, including getting tested if exposed or have symptoms of COVID-19	Follow isolation & quarantine guidance, including getting tested if exposed or have symptoms of COVID-19	Follow isolation & quarantine guidance, including getting tested if exposed or have symptoms of COVID-19
<b>PHYSICAL DISTANCING</b>		Consider wearing well-fitted mask in all indoor public settings	Limit indoor in-person gathering and reduce size of gatherings. Encourage physical distancing.  Consider avoiding non-essential indoor public activities
<b>HIGH RISK PERSONS</b>	Talk to healthcare provider about preventive treatments	Talk to healthcare provider about preventive treatments	Talk to healthcare provider about preventive treatments



**Woodford County  
Health Department**

Prevent. Promote. Protect.

# Transmission Rate Metrics

January 26 - February 1, 2023

*The metrics below were in effect prior to February 25, 2022*

**Level of Transmission based on new infections reported during the last 7-days**

Incidence Rate	Cases per week	Cases per day	Positivity Rate	Transmission Level
25 or higher	47 or more cases per week in Woodford County	6.7 or more cases per day in Woodford County	10% or higher	<b>High</b>
10 to 25 <b>22.98</b>	19 to 46 cases per week in Woodford County	2.5 to 6.5 per day in Woodford County	8 to 10%	<b>Substantial</b>
1 to 10	2 to 18 cases per week in Woodford County	.5 to 2.5 per day in Woodford County	5 to 8%	<b>Moderate</b>
less than 1	less than 2 cases per week in Woodford County	less than .5 cases per day in Woodford County	Under 5%	<b>Low</b>

based on US Census Bureau population data for Woodford County, population 26,734



**Woodford County  
Health Department**

Prevent. Promote. Protect.



# WOODFORD COUNTY BOARD OF HEALTH

DIRECTOR'S REPORT

2.9.2023

## Personnel-

New HANDS staff have been hired as we take on additional families from Anderson County

## Building and Grounds-

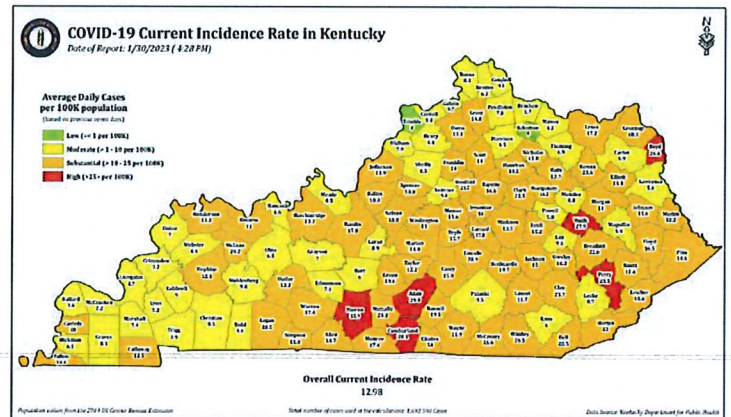
Phone System, automotive replacement(s)

## COVID-19 Update –

COVID incidence rates are increasing slowly, as expected in the fall and winter months. RSV has declined and Flu remains the same.

## Vaccine Update-

We have transitioned our weekly vaccine clinic to WCHD, 3-6 pm each Wednesday.



## Family Planning Audit

Future plans are underway to enhance services to Woodford County.

## Quick Response Team (QRT) development

KRS 218A.133

Section 4- When contact information is available for the person who requested emergency medical assistance, it shall be reported to the local health department. Health department personnel shall make contact with the person who requested emergency medical assistance in order to offer referrals regarding substance abuse treatment, if appropriate.

## Update From Dr Stack

One year block grant-

Legislators do not want to see inflated accounts

Examples: building maintenance, update equipment, addressing staffing needs, etc.

## Closeout from FY22-

\$74,718.65